



Maternal Health Indicators from Birth through 12 Months Postpartum: The PAHS Study

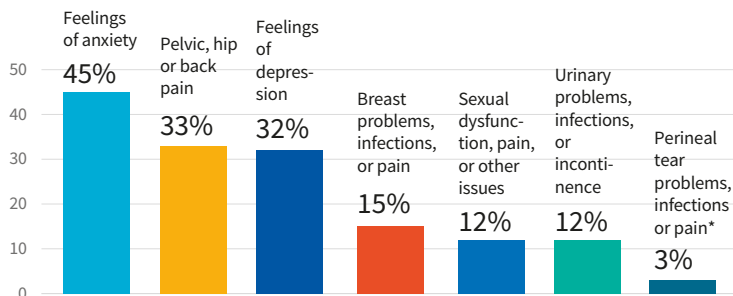
MICHIGAN FACT SHEET

Results shown are self-reported by 231 Michigan respondents to the 2020 Postpartum Assessment of Health Survey (PAHS) at 12-14 months after giving birth. Data was collected from January 2021 to March 2022. Results are weighted to be representative of the collective experiences for the population of postpartum people who had a live birth in Michigan in 2020.

Did a doctor, nurse, or other health care provider ever talk with you about any of the following problems that could affect you up to one year after giving birth?

Chest pain or fast-beating heart	Trouble breathing or shortness of breath	Dizziness or fainting	Changes in your vision	Overwhelming tiredness	Severe swelling, redness or pain in your leg or arm
11%	12%	18%	21%	25%	26%
Headache that won't go away or gets worse over time	Temperature of 100.4°F or higher	Thoughts of hurting yourself or your baby	Bleeding, soaking through one pad/hour or blood clots, the size of an egg or bigger	Any warning signs	
27%	31%	46%	47%	65%	

Since giving birth, have you experienced any of the following health problems or events?



Any Mistreatment by Care Providers in Childbirth (MCPC)

Any Mistreatment	14%
Health care clinicians ignored you, refused your request for help, or failed to respond to requests for help in a reasonable amount of time*	6%
Health care clinicians (doctors, midwives, or nurses) shouted at or scolded you*	4%
Health care clinicians threatened to withhold treatment or forced you to accept treatment you did not want*	2%

**The MCPC scale is a patient-designed and validated measure of mistreatment during childbirth spanning multiple domains: physical abuse, sexual abuse, verbal abuse, neglect and abandonment, poor rapport between women and providers, loss of confidentiality, and lack of supportive care.

Rate the healthcare you received...

When you gave birth
0=worst health care possible
10=best health care possible

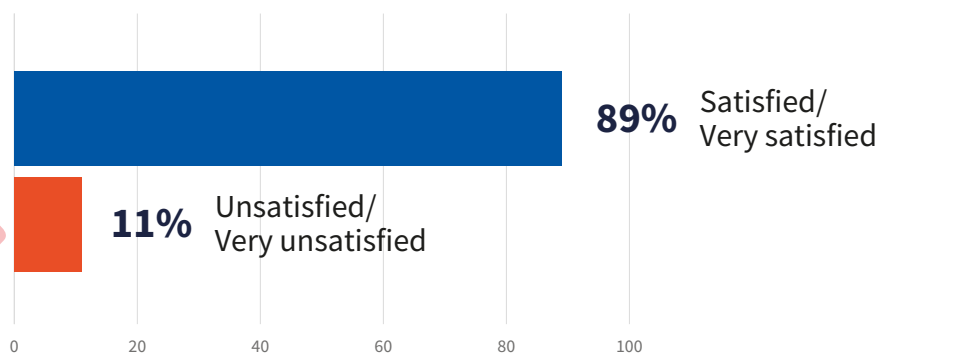
8.8

Since you gave birth
0=worst health care possible
10=best health care possible

8.6



Overall satisfaction with current child care arrangement



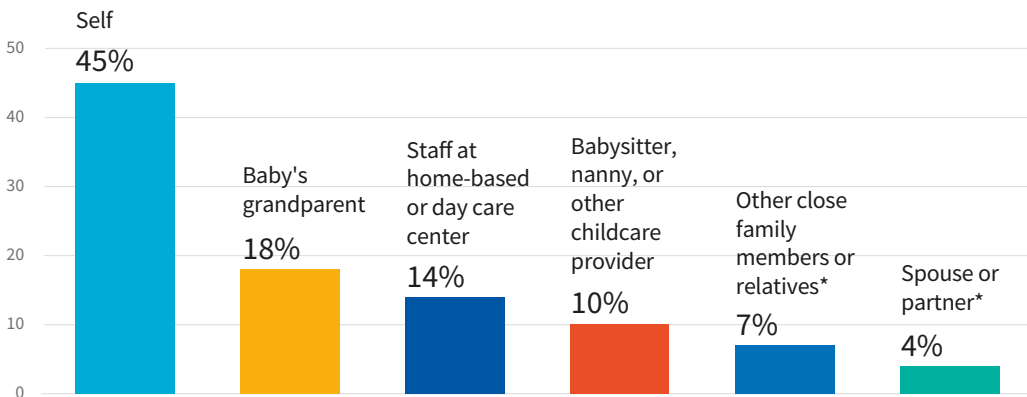
*Estimates have a Relative Standard Error between 30% and 50% - interpret with extra caution.



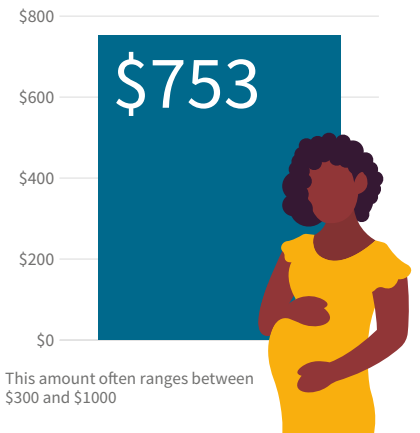
Maternal Health Indicators from Birth through 12 Months Postpartum: The PAHS Study

MICHIGAN FACT SHEET

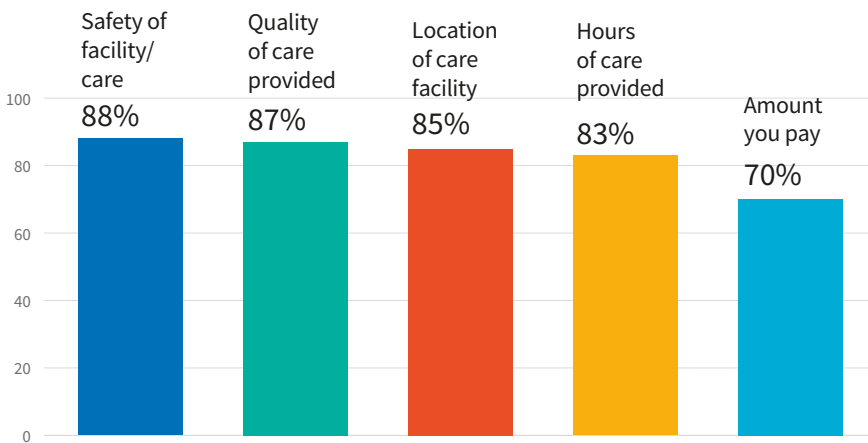
Usual child care provider in the last 30 days



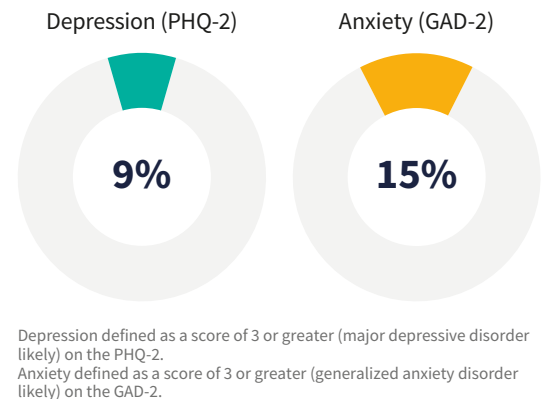
Average Monthly Spending on Child Care



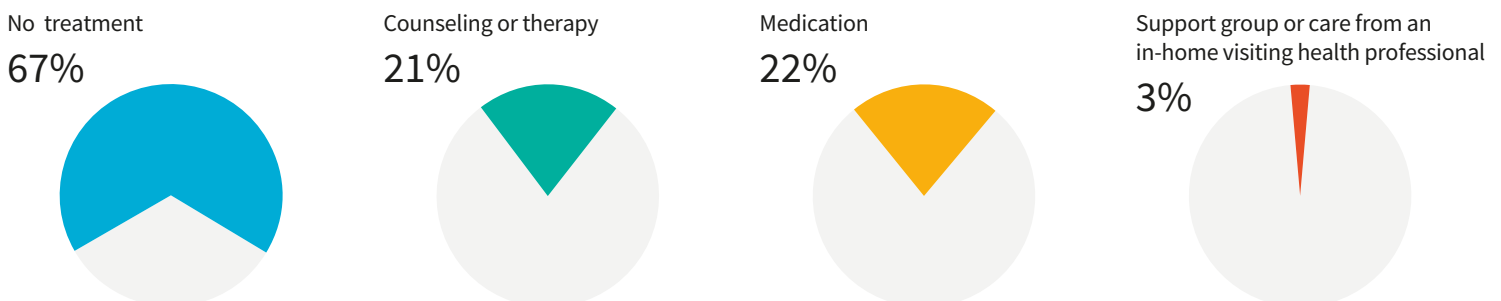
Satisfied with features of child care arrangement:



Mental health 12-14 months after birth



Types of treatment received for emotional/mental health, since giving birth (Check all that apply):



*Estimates have a Relative Standard Error between 30% and 50% - interpret with extra caution. The 2020 PAHS was undertaken by the Columbia World Project, Leveraging policy to improve maternal health in the fourth trimester, Columbia University in the City of New York. More information about PAHS is available at <https://worldprojects.columbia.edu/postpartum-assessment-health-survey-pahs>