



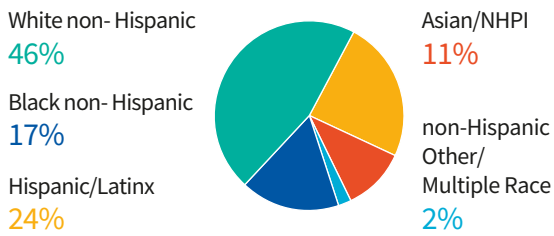
Postpartum Health Indicators

VIRGINIA FACT SHEET

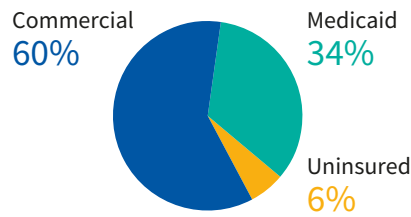
Results shown are self-reported by 638 Virginia respondents to the 2020 Postpartum Assessment of Health Survey (PAHS) at 12-14 months after giving birth. Data was collected from January 2021 to March 2022. Results are weighted to be representative of the collective experiences for the population of postpartum people who had a live birth in Virginia in 2020.

Demographic Characteristics

Race-Ethnicity



Insurance at birth



PAHS Indicators

Postpartum Uninsurance

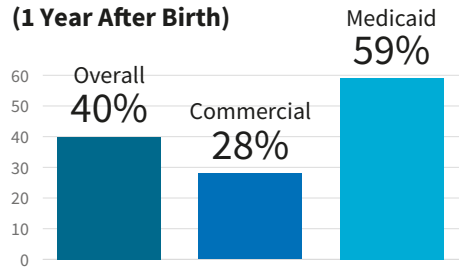
15% of mothers **9%** of babies in VA experienced **uninsurance** in the 12 months since childbirth

Healthcare Access

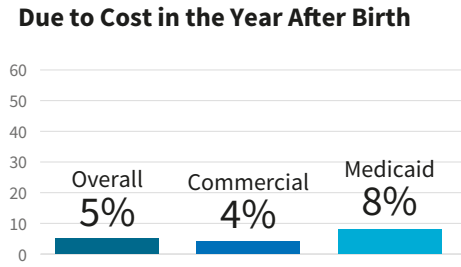
20% of postpartum people in VA **delayed or did not get needed care** in the year after birth.

We did not detect differences by insurance.

No Usual Source of Care (1 Year After Birth)



Did Not Fill/Skipped Prescriptions Due to Cost in the Year After Birth



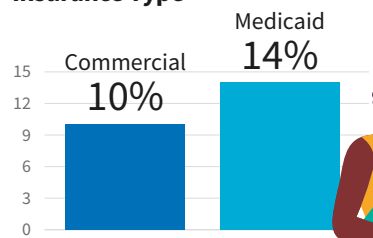
A usual source of care is a place or provider that an individual or family usually goes to when sick or in need of advice about their health. Emergency rooms and hospitals are not considered usual sources of care.

Mental Health

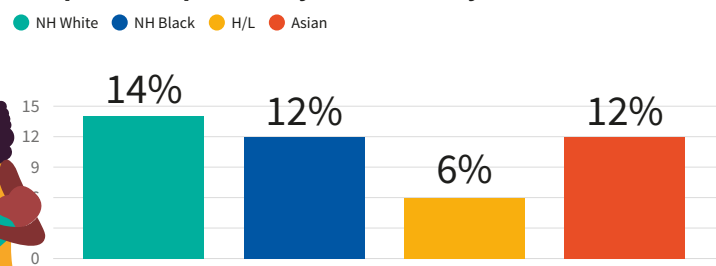
11% of postpartum people in VA reported **depression** at one year postpartum

Depression defined as a score of 3 or greater (major depressive disorder likely) on the PHQ-2

Postpartum Depression by Insurance Type



Postpartum Depression by Race-Ethnicity

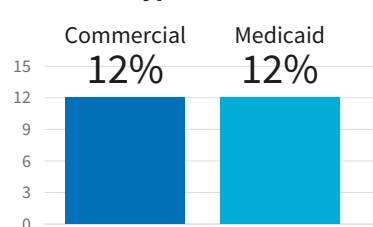


11%

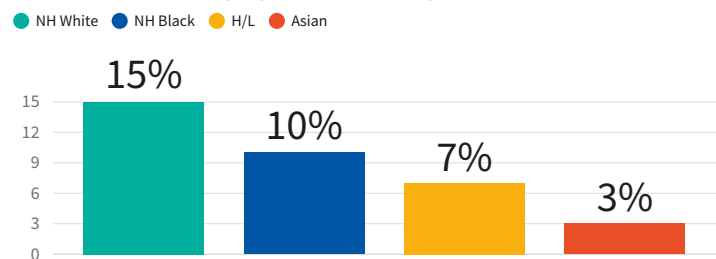
of postpartum people in VA reported **anxiety** at one year postpartum

Anxiety defined as a score of 3 or greater (generalized anxiety disorder likely) on the GAD-2

Postpartum Anxiety by Insurance Type



Postpartum Anxiety by Race-Ethnicity

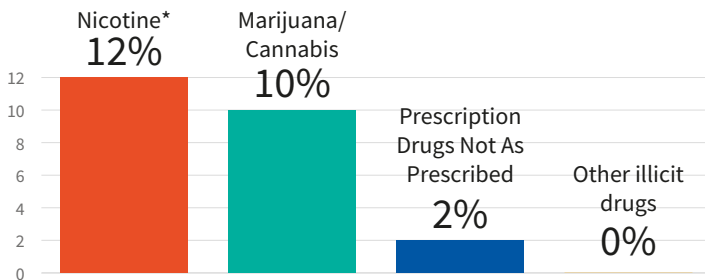




Postpartum Health Indicators

VIRGINIA FACT SHEET

Substance Use Somedays or Everyday Since Giving Birth



*Cigarettes, nicotine products, or vape/e-cigarettes

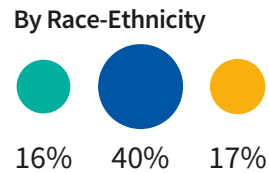
Any Mistreatment

12% of postpartum people in VA reported some form of mistreatment by care providers during childbirth.
We did not detect differences by insurance.

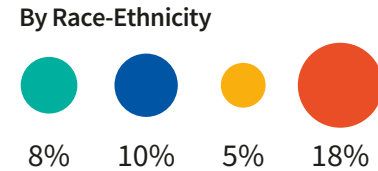


● NH White ● NH Black ● H/L ● Asian

Any Debt Collections were reported by **18%**

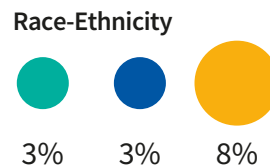


Low Social Support was reported by **9%**



Social Needs and Risks One Year Postpartum

Intimate Partner Violence was reported by **4%**

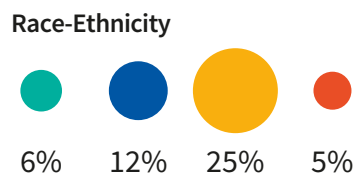


Eviction/Unstable Housing was reported by **2%**

We did not detect differences by race-ethnicity.



Food Insecurity was reported by **13%**



Unsatisfactory Child Care was reported by **3%**

